

Employee Group Benefits
UNDERWRITTEN BY
SUN LIFE ASSURANCE COMPANY OF CANADA

Georgian Court University

All Full-Time Employees LTD Benefits

GROUP POLICY NUMBER - 213847
POLICY EFFECTIVE DATE - July 1, 2010

This booklet is issued in the State of New Jersey and is subject to the
Laws of that jurisdiction.

Welcome to Sun Life Assurance Company of Canada (Sun Life). Sun Life is pleased to be your Employer's insurance carrier for the benefits provided in the Group Policy. The description of Eligible Classes in the Benefit Highlights will help you determine what benefits apply to you.

The booklet is intended to provide a summarized explanation of the current Group Policy Benefits. However, the Group Policy is the document which forms Sun Life's contract to provide benefits. If the terms of the booklet and the Group Policy differ, the Group Policy will govern. A complete copy of the Group Policy is in the possession of your Employer and is available for your review. In the event of any changes in benefits or Group Policy provisions, you will be provided with a new booklet or a supplement which describes any changes.

Possession of this booklet does not necessarily mean you are insured under the Group Policy. The requirements for becoming eligible for insurance and the dates your insurance begins or ceases are explained within this booklet.

This booklet uses insurance terms and phrases that are listed in the Definitions Section.

For information, call the Sun Life Group Customer Service Center toll free at 1-800-247-6875.

TABLE OF CONTENTS

	Page
Benefit Highlights	
Long Term Disability Insurance	4
Eligibility and Effective Dates	
Employee	8
Termination of Insurance	
Employee	9
Benefit Provisions	
Long Term Disability Insurance (LTD)	11
Claim Provisions	
Notice of Claim	28
Proof of Claim	28
Payment of Claims	29
General Provisions	34
Definitions	
General	36
Long Term Disability	39

BENEFIT HIGHLIGHTS

LONG TERM DISABILITY INCOME INSURANCE

ELIGIBLE CLASSES

All Full-Time United States Employees working in the United States scheduled to work at least 35 hours per week.

AMOUNT OF INSURANCE

60% (Benefit Percentage) of your Total Monthly Earnings, not to exceed the Maximum Monthly Benefit, less Other Income Benefits.

- the **Maximum Monthly Benefit** is \$7,000.

Note: your amount of insurance is also subject to reductions for your employment earnings.

The **Minimum Monthly Benefit** is \$100.

Elimination Period

(The period of time you need to be continuously Totally or Partially Disabled before LTD benefits are payable)

180 Days

Maximum Benefit Period

(The longest period of time Sun Life will pay you an LTD benefit while you are Totally or Partially Disabled)

Your Maximum Benefit Period is the period shown below or your Normal Retirement Age under the 1983 amendments to the Federal Social Security Act, whichever is longer.

BENEFIT HIGHLIGHTS

Age at Disability

Maximum Benefit Period

Less than age 60	To age 65, but not less than 60 months
60	60 Months
61	48 Months
62	42 Months
63	36 Months
64	30 Months
65	24 Months
66	21 Months
67	18 Months
68	15 Months
69 and over	12 Months

Year of Birth

Normal Retirement Age

Before 1938	Age 65
1938	Age 65 and 2 months
1939	Age 65 and 4 months
1940	Age 65 and 6 months
1941	Age 65 and 8 months
1942	Age 65 and 10 months
1943 through 1954	Age 66
1955	Age 66 and 2 months
1956	Age 66 and 4 months
1957	Age 66 and 6 months
1958	Age 66 and 8 months
1959	Age 66 and 10 months
After 1959	Age 67

BENEFIT HIGHLIGHTS

Total Monthly Earnings

Your basic monthly earnings as reported by your Employer immediately before the first date your Total or Partial Disability begins. Total Monthly Earnings includes deductions made for pre-tax contributions to a qualified deferred compensation plan, Section 125 plan, or flexible spending account, but does not include income received due to commissions, bonuses, overtime pay or any other extra compensation.

If you are paid on an hourly basis, your Total Monthly Earnings will be based on your hourly rate of pay, but will not exceed 40 hours per week.

BENEFIT HIGHLIGHTS

WAITING PERIOD

(The period of time you must be employed in an Eligible Class before you can apply for benefits)

Until the first of the month following 30 days of employment

CONTRIBUTIONS

The cost of your Long Term Disability Insurance is paid for entirely by your Employer. This is your non-contributory insurance.

The following Questions and Answers will help you to better understand your benefits.

Please read them carefully and refer any questions to your Employer or call the Sun Life Group Customer Service Center toll free at 1-800-247-6875.

ELIGIBILITY AND EFFECTIVE DATE OF EMPLOYEE INSURANCE

When am I eligible for insurance?

If you are in an Eligible Class shown in the Benefit Highlights, you are eligible on the later of:

- July 1, 2010; or
- the first day of the month following the date you complete your Waiting Period.

When does my insurance start?

Your insurance starts on the date you are eligible, if you are Actively at Work on that date.

What if I am not Actively at Work on that date?

If you are not Actively at Work on the date your insurance would normally start, your insurance will not start until you are Actively at Work.

When do changes in my amount of insurance occur?

If your amount of insurance increases due to a change in your salary, your increase will take effect immediately upon the date of change, as long as you are Actively at Work on that date.

If your amount of insurance decreases due to a change in your salary, the decrease will take effect immediately upon the date of change.

If you are not Actively at Work on the date an increase in your insurance would normally start, the increase in your insurance will not start until you are Actively at Work.

TERMINATION OF EMPLOYEE INSURANCE

When does my insurance cease?

Your insurance ceases on the earliest of:

- the date the Group Policy terminates.
- the date you are no longer in an Eligible Class.
- the date your class is no longer included for insurance.
- the last day for which any required premium has been paid for your insurance.
- the date you retire.
- the date you request in writing to terminate your insurance.
- the date you enter active duty in any armed service during a time of war (declared or undeclared).
- the date your employment terminates.
- the date you cease to be Actively at Work.

Are there any conditions under which my insurance can continue?

Yes.

Your insurance will continue during any Elimination Period or any period the premium for your insurance is waived under the Group Policy.

If you are on temporary layoff, leave of absence or vacation, your Employer may continue your insurance by paying the required premium for the length of time specified below.

Layoff - for up to 1 month

Leave of Absence - for up to 1 month

Vacation - for up to 3 months

You may be eligible to continue your insurance coverage pursuant to the Family and Medical Leave Act of 1993, as amended or continue coverage pursuant to a state required continuation period (if any). You should contact your Employer for more details.

TERMINATION OF EMPLOYEE INSURANCE

You may be eligible to continue your insurance coverage pursuant to the Uniformed Services Employment and Reemployment Rights Act (USERRA). You should contact your Employer for more details.

BENEFIT PROVISIONS

LONG TERM DISABILITY INCOME INSURANCE

What is the Long Term Disability Benefit?

Long Term Disability Benefits (LTD) partially replace your income if you become Totally or Partially Disabled while insured.

When do LTD benefits become payable?

Sun Life will pay a monthly LTD benefit after the end of your Elimination Period, if Sun Life receives proof that you are:

- Totally or Partially Disabled due to an Injury or Sickness; and
- under the regular and continuing care of a Physician that provides appropriate treatment and regular examination and testing in accordance with your disabling condition.

What conditions must be met for LTD benefits to continue?

Sun Life will pay you an LTD benefit, up to the Maximum Benefit Period, if you provide proof that you continue to be Totally or Partially Disabled and you require the regular and continuing care of a Physician. You need to provide proof when Sun Life asks for it, but the proof is at your expense. You need to provide Sun Life with proof of your monthly earnings (if applicable) on a quarterly basis.

What is the Total Disability Benefit?

If you are Totally Disabled, your Net Monthly Benefit will be calculated based on the Total Disability Benefit formula. You will qualify for this benefit if:

- you are not working or you are working but you are earning less than 20% of your Indexed Total Monthly Earnings; and
- you, because of your Injury or Sickness, are unable to perform the Material and Substantial Duties of your Own Occupation.

BENEFIT PROVISIONS

LONG TERM DISABILITY INCOME INSURANCE

How is the Total Disability Benefit calculated?

To determine your Total Disability Benefit:

1. Take the lesser of:
 - a. your Total Monthly Earnings multiplied by the Benefit Percentage (shown in the Benefit Highlights); or
 - b. your Maximum Monthly Benefit (shown in the Benefit Highlights); then
2. Subtract Other Income Benefits from the amount determined in Step 1.

What is the Partial Disability Benefit?

If you are Partially Disabled, your Net Monthly Benefit will be calculated based on the Partial Disability Benefit formula. You will qualify for this benefit if:

- you are working and have Disability Earnings of more than 20% but less than 80% of your Indexed Total Monthly Earnings; and
- you, because of your Injury or Sickness, are unable to perform the Material and Substantial Duties of your Own Occupation.

BENEFIT PROVISIONS

LONG TERM DISABILITY INCOME INSURANCE

How is the Partial Disability Benefit calculated?

To determine the Partial Disability Benefit for the first 12 months of your Partial Disability:

1. add your Disability Earnings and income received from Other Income Benefits to the Total Disability Benefit.
2. if this sum is more than 100% of your Indexed Total Monthly Earnings, subtract the amount in excess of 100% of your Indexed Total Monthly Earnings from your Total Disability Benefit. This result is your Partial Disability Benefit; or

if the sum is less than 100% of your Indexed Total Monthly Earnings, your Partial Disability Benefit is your Total Disability Benefit.

If you continue to be Partially Disabled after 12 months of Partial Disability Benefits, your Partial Disability Benefit will be recalculated based on the following formula:

(A divided by B) multiplied by C

where:

A = your Indexed Total Monthly Earnings minus your monthly Disability Earnings.

B = your Indexed Total Monthly Earnings.

C = your Total Disability Benefit.

BENEFIT PROVISIONS

LONG TERM DISABILITY INCOME INSURANCE

What are Other Income Benefits?

Other Income Benefits are those benefits provided or available to you while your monthly LTD benefit is payable. These Other Income Benefits, other than retirement benefits, must be provided to you as a result of the same Total or Partial Disability payable under the Group Policy. Other Income Benefits include:

1. The amount you are eligible for under:
 - a. Workers' Compensation Law; or
 - b. Occupational Disease Law; or
 - c. Unemployment Compensation Law; or
 - d. Compulsory Benefit Act or Law; or
 - e. any other act or law of like intent.
2. The Railroad Retirement Act (including any dependent benefits).
3. Any labor management trustee, union or employee benefit plans that are funded in whole or in part by your Employer.
4. Any disability income benefits you are eligible for under:
 - a. any other group insurance plan of your Employer;
 - b. any governmental retirement system as a result of your job with your Employer.
5. The Employer-paid portion of benefits you receive under your Employer's Retirement Plan:
 - a. any disability benefits;
 - b. any retirement benefits.

(This applies only if the benefits do not reduce your accrued retirement benefit and does not include any amount rolled over or transferred to any other retirement plan as defined in Section 402 of the Internal Revenue Code.)

BENEFIT PROVISIONS

LONG TERM DISABILITY INCOME INSURANCE

6. The disability or retirement benefits under the United States Social Security Act, or any similar plan or act, as follows:
 - a. Disability benefits you are eligible to receive.
 - b. Disability benefits your spouse, child or children (who reside with you or you have a legal obligation to provide financial support) are eligible to receive because of your Total or Partial Disability, unless the dependent benefits are paid directly to your divorced spouse or to your children in custody of your divorced spouse.
 - c. Retirement benefits received by you which are received as a direct result of your Total or Partial Disability.
 - d. Retirement benefits your spouse, child or children (who reside with you or you have a legal obligation to provide financial support) receive because of your receipt of retirement benefits (which are received as a result of your Total or Partial Disability), unless the dependent benefits are paid directly to your divorced spouse or to your children in custody of your divorced spouse.

If your Total or Partial Disability begins after your Social Security Normal Retirement Age, your Social Security Retirement Benefits will not be offset if, prior to your Total or Partial Disability, you were already receiving Social Security Retirement Benefits.

7. The amount you receive from any accumulated sick leave.
8. Any salary continuation paid to you by your Employer which causes your Net Monthly Benefit, plus Other Income Benefits and any salary continuation, to exceed 100% of your Total Monthly Earnings. The amount in excess of 100% of your Total Monthly Earnings will be used to reduce your Net Monthly Benefit.
9. Any amount you receive from a voluntary separation of employment agreement from your Employer including severance pay or any other income settlement of an employment contract.

BENEFIT PROVISIONS

LONG TERM DISABILITY INCOME INSURANCE

What if I receive payment of Other Income Benefits in a lump sum?

If you receive a lump sum payment for any Other Income Benefits, Sun Life will prorate the lump sum on a monthly basis over the time period specified for the lump sum payment. If no time period is stated, the lump sum payment will be prorated on a monthly basis over a reasonable period of time as determined by Sun Life.

Am I required to apply for Other Income Benefits?

You must apply for any Other Income Benefits for which you may be eligible. If such benefits are denied, you must appeal the denial to all administrative levels that Sun Life deems necessary. Sun Life has the right to receive from you written documentation of your pursuit of Other Income Benefits.

What is the Social Security Disability Income Assistance Program?

At your request, Sun Life will assist you (if appropriate) through the various levels of the Social Security claims process. Sun Life will assist you with your application and also through the appeals process.

BENEFIT PROVISIONS

LONG TERM DISABILITY INCOME INSURANCE

Are any of my Other Income Benefits estimated?

Sun Life has the right to estimate the amount of any Other Income Benefits you are eligible to receive during your Total or Partial Disability, and to reduce the LTD benefit payments by the estimated amount. Sun Life will estimate the amount if, at the time of calculating any LTD benefit payments, the Other Income Benefit you may be eligible to receive has not been awarded nor denied, or if the Other Income Benefit has been denied and is being appealed. This estimate will be used to reduce the amount of your monthly LTD benefit payments until the Other Income Benefit has been awarded or denied. Sun Life will not reduce your LTD benefit payment by an estimated amount of Social Security Benefits unless you make a written request to Sun Life.

What happens when the Other Income Benefits have been awarded or have been denied?

You must notify Sun Life in writing, within 31 days of receipt of notice, of the amount of Other Income Benefits when it is approved or if the amount is adjusted (other than for cost of living increases). Sun Life will make an adjustment to the Net Monthly Benefit when Sun Life receives written notice of the amount of the Other Income Benefit.

If after Sun Life makes an adjustment to your Net Monthly Benefit you have been underpaid, Sun Life will immediately make a lump sum refund to you of the amount that has been underpaid.

If after Sun Life makes an adjustment to your Net Monthly Benefit you have been overpaid, you must reimburse Sun Life the amount of the overpayment within 31 days of the award. Sun Life has the right to reduce or eliminate your future LTD benefit payments until the amount of the overpayment has been repaid.

BENEFIT PROVISIONS

LONG TERM DISABILITY INCOME INSURANCE

What happens if I receive increases in my Other Income Benefits?

After the first deduction for each of your Other Income Benefits, Sun Life will not reduce your monthly LTD benefit payments due to cost of living increases you receive from any sources described as Other Income Benefits. This does not apply to any increase in earnings you receive from employment.

When does my monthly LTD benefit cease?

Your monthly LTD benefit will cease on the earliest of:

- the date you are no longer Totally or Partially Disabled.
- the date you die.
- the end of your Maximum Benefit Period.
- the date you do not provide adequate employment earnings information or proof that you continue to be Totally or Partially Disabled as requested.
- the date your Disability Earnings are more than 80% of your Indexed Total Monthly Earnings.
- the date Sun Life determines you are able to perform on a full-time basis, the Material and Substantial Duties of your Own Occupation, even if you choose not to work.

BENEFIT PROVISIONS

LONG TERM DISABILITY INCOME INSURANCE

Full-time basis means you are able or have the capacity to perform the Material and Substantial Duties of your Own Occupation for the number of hours you normally performed your Own Occupation prior to your Total or Partial Disability.

However, if you normally performed your Own Occupation on an average in excess of 40 hours per week, Sun Life will consider you as being able to perform that requirement if you work or have the capacity to work 40 hours per week.

What happens if I return to full-time work and become disabled again?

Sun Life will treat this new Total or Partial Disability as part of your prior Total or Partial Disability if you returned to work and were Actively at Work for less than:

- six months, if due to the same or related causes;
- one day, if due to an entirely unrelated cause.

You will not have to complete a new Elimination Period.

Your monthly LTD benefit will be subject to the same terms and conditions as were applicable to the original Total or Partial Disability.

Your monthly LTD benefit will not continue if:

- you become eligible for coverage under any other group LTD policy after you return to full-time work; or
- the Group Policy terminates.

If your new disability begins later than the time periods specified, you will need to complete a new Elimination Period.

BENEFIT PROVISIONS

LONG TERM DISABILITY INCOME INSURANCE

What are the Rehabilitation Services?

If you become Totally or Partially Disabled, Sun Life may determine that you are a suitable candidate to receive vocational Rehabilitation Services. In order for you to be eligible for such services, you must have the functional capacity to successfully complete a Rehabilitation Program. These services include, but are not limited to:

- job modification;
- job placement;
- retraining;
- other activities reasonably necessary to help you return to work.

You decide whether to participate in a Rehabilitation Program (with your Physician's approval). Participation in a rehabilitation assessment or a Rehabilitation Program is at Sun Life's expense. Sun Life will work with you, your employer, your Physician and others, as appropriate, to develop a Rehabilitation Program.

Eligibility for vocational Rehabilitation Services is based on your education, training, experience and physical/mental capabilities. Sun Life determines whether you are eligible for vocational Rehabilitation Services.

The Rehabilitation Program may, at Sun Life's sole discretion, allow for payment of your medical expense, education expense, moving expense, accommodation expense or family care expense while you are participating in the Rehabilitation Program.

Rehabilitation Program means a written agreement between you and Sun Life in which Sun Life agrees to provide, arrange or authorize vocational, physical or psychiatric rehabilitation services and you agree to participate in the Rehabilitation Program.

BENEFIT PROVISIONS

LONG TERM DISABILITY INCOME INSURANCE

What happens if I participate in a Rehabilitation Program?

If you participate in a Sun Life approved Rehabilitation Program, you will receive the greater of:

- your Benefit Percentage (as shown in the Benefit Highlights) multiplied by 1.10; or
- your current Net Monthly Benefit payable multiplied by 1.10.

To calculate the increased benefit:

1. Take your current Benefit Percentage and multiply by 1.10. Then calculate your Total or Partial Disability benefit including any deductions for Disability Earnings or Other Income Benefits.
2. Take your current Net Monthly Benefit payable and multiply by 1.10.

The greater of 1 or 2 is your Rehabilitation increased amount.

This increased amount will cease on the earliest of:

- the date you complete the Rehabilitation Program; or
- the date you cease to participate in the Rehabilitation Program; or
- the date your LTD benefits cease; or
- 12 months after your Rehabilitation Program began.

What happens to my LTD benefit if I die?

A Survivor Benefit equal to 3 times your last Gross Monthly Benefit is payable in a lump sum to your Eligible Survivor if Sun Life receives satisfactory proof that you died:

- after your Total or Partial Disability had continued for 180 or more consecutive days; and
- you were eligible to receive a monthly LTD benefit.

If you do not have an Eligible Survivor, the Survivor Benefit will be payable to your estate.

BENEFIT PROVISIONS

LONG TERM DISABILITY INCOME INSURANCE

Who are my Eligible Survivors?

Your spouse, if living, or your children under age 25.

What are the Limitations?

No LTD benefit will be payable to you for any Total or Partial Disability during any of the following periods:

- any period you are no longer under the regular and continuing care of a Physician providing appropriate treatment and regular examination and testing in accordance with your disabling condition, unless you have reached your maximum point of recovery and are still Totally or Partially Disabled.
- any period you do not submit to any medical examination or clinical assessment requested by Sun Life.
- any period of your Total or Partial Disability that is due to Mental Illness, unless you are under the continuing care of a specialist in psychiatric care.

After you complete your Elimination Period, LTD benefits are payable for 24 months.

Benefits after the first 24 months are payable only if you are confined in a Hospital or Institution licensed to provide psychiatric treatment.

BENEFIT PROVISIONS

LONG TERM DISABILITY INCOME INSURANCE

If you continue to be Totally or Partially Disabled when discharged from a Hospital or Institution licensed to provide psychiatric treatment, Sun Life will continue your LTD Benefit payment for up to 90 days. If you become reconfined in a Hospital or Institution during the 90 day period and remain confined for at least 14 consecutive days, Sun Life will continue your LTD benefit payments during your reconfinement. Upon discharge, you will be eligible for up to an additional 90 days of LTD benefit payments if you continue to be Totally or Partially Disabled.

- any period of your Total or Partial Disability that is due to Drug and Alcohol Illness, unless you are actively supervised by a Physician or rehabilitation counselor and are receiving continuing treatment from a rehabilitation center or a designated institution.

After you complete your Elimination Period, LTD benefits are payable for 24 months if, during the Elimination Period you:

- become confined in a Hospital or Institution licensed to provide Drug or Alcohol treatment; or
- begin participation in a drug or alcohol rehabilitation program.

Benefits after the first 24 months are payable only if you are confined in a Hospital or Institution licensed to provide Drug or Alcohol treatment.

- any period during which you are incarcerated.

BENEFIT PROVISIONS

LONG TERM DISABILITY INCOME INSURANCE

What are the Exclusions?

No LTD benefit is payable for any Total or Partial Disability that is due to:

- intentionally self-inflicted injuries.
- war, declared or undeclared, or any act of war.
- your active participation in a riot, rebellion or insurrection.
- your committing or attempting to commit a felony.
- your operation of any motorized vehicle while intoxicated.

Intoxicated means the minimum blood alcohol level required to be considered operating an automobile under the influence of alcohol in the jurisdiction where the accident occurred. For the purposes of this Exclusion, "Motorized Vehicle" includes, but is not limited to, automobiles, motorcycles, boats and snowmobiles.

- a Pre-Existing Condition.

Pre-Existing Condition means during the 3 months prior to your Effective Date of Insurance, you received medical treatment, consultation, care or services, including diagnostic measures, or took prescribed drugs or medicines for the disabling condition.

Pre-Existing Condition for increases in amounts of insurance means during the 3 months prior to your Effective Date of any increase in your amount of insurance, you received medical treatment, consultation, care or services, including diagnostic measures, or took prescribed drugs or medicines for the disabling condition.

Pre-Existing Condition Exclusion Exception

The Pre-Existing Condition Exclusion will not apply if your Total or Partial Disability begins later than 12 months after your Effective Date of Insurance or later than 12 months after your Effective Date of any increase in your amount of insurance.

BENEFIT PROVISIONS

LONG TERM DISABILITY INCOME INSURANCE

The Pre-Existing condition Exclusion also will not apply to the initial amount of insurance or for any subsequent increases if you have been insured under the Group Policy for the immediately preceding 3 months prior to your Total or Partial Disability and during that period you have not received any medical treatment, consultation, care or services, including diagnostic measures, or taken prescribed drugs or medicines for the disabling condition.

If you were insured under a previous Sun Life group LTD policy, an LTD benefit would be payable if you had received benefits for that Total or Partial Disability under the previous Sun Life group LTD policy.

However, the Pre-Existing Condition Exclusion for increases does not apply to cost of living, contract or periodic salary review increases.

BENEFIT PROVISIONS

LONG TERM DISABILITY INCOME INSURANCE

What happens when my Employer transfers Insurance Carriers to Sun Life?

In order to prevent losing your insurance, Sun Life will provide the following coverage.

If you are not Actively at Work on July 1, 2010 you will be insured if:

- you were insured under the prior insurer's group LTD policy at the time of the transfer; and
- you are a member of an Eligible Class; and
- premiums for you are paid up to date; and
- you are not receiving or eligible to receive benefits under the prior insurer's group LTD policy.

If you continue to be not Actively at Work and subsequently become Totally or Partially Disabled on or after July 1, 2010, any LTD benefit payable will be the lesser of:

- the LTD benefit payable under the Group Policy; or
- the LTD benefit payable under the prior insurer's group LTD policy, had it remained in force.

BENEFIT PROVISIONS

LONG TERM DISABILITY INCOME INSURANCE

Are Disabilities due to a Pre-existing Condition covered?

LTD benefits may be payable for a Total or Partial Disability if you were:

- insured under the prior insurer's group LTD policy at the time of transfer; and
- Actively at Work and insured under the Group Policy on July 1, 2010.

Any benefit payable will be determined as follows:

1. if you have satisfied the Pre-Existing Condition Exception under the Group Policy, the LTD benefit will be based on the Group Policy's benefit provision.
2. if you cannot satisfy the Pre-Existing Condition Exception under the Group Policy, the prior insurer's pre-existing condition provision will be applied.
 - a. if you would have satisfied the prior insurer's pre-existing condition provision, considering time insured under both group policies, any benefit payable will be the lesser of:
 - i. the LTD benefit payable under the Group Policy; or
 - ii. the LTD benefit payable under the prior insurer's group LTD policy had it remained in force.
 - b. if you cannot satisfy the Pre-Existing Condition Exception of the Group Policy or if the pre-existing condition provision under the prior insurer's group LTD policy would apply, no LTD benefit will be paid.

All other provisions of Sun Life's Group Policy will apply.

CLAIM PROVISIONS

How is a claim submitted?

To submit a claim, you or someone on your behalf must send Sun Life written Notice and Proof of Claim within the time limits specified. Your Employer has the Sun Life Notice and Proof of Claim forms.

When does written Notice of Claim have to be submitted?

for Long Term Disability - written notice of claim must be given to Sun Life no later than 30 days before the end of your Elimination Period.

If notice cannot be given within the applicable time period, Sun Life must be notified as soon as it is reasonably possible.

When Sun Life has received written notice of claim, Sun Life will send the forms for proof of claim. If the forms are not received within 15 days after written notice of claim is sent, proof of claim may be sent to Sun Life without waiting to receive the proof of claim forms.

When does written Proof of Claim have to be submitted?

for Long Term Disability - proof of claim must be given to Sun Life no later than 90 days after the end of your Elimination Period.

If proof cannot be given within these time limits, proof must be given as soon as reasonably possible.

CLAIM PROVISIONS

What is considered Proof of Claim?

Proof of Claim must consist of at least the following information:

- a description of the disability;
- the date the disability occurred; and
- the cause of the disability.

Proof of Claim may include, but is not limited to, police accident reports, autopsy reports, laboratory results, toxicology results, hospital records, x-rays, narrative reports, or other diagnostic testing materials as required.

Proof of Claim for disability must include evidence demonstrating the disability including, but not limited to, hospital records, Physician records, Psychiatric records, x-rays, narrative reports, or other diagnostic testing materials as appropriate for the disabling condition.

Sun Life may require as part of the Proof, authorizations to obtain medical and non-medical information.

Proof of your continued disability and regular and continuous care by a Physician must be given to Sun Life within 30 days of the request for proof.

Proof must be satisfactory to Sun Life.

Your rights to any disability benefits are determined on the date your disability begins. These rights are subject to the terms of the Group Policy and will not be affected by subsequent amendment or termination of the Group Policy.

When are benefits payable?

Benefits are payable when Sun Life receives satisfactory Proof of Claim.

CLAIM PROVISIONS

When will a decision on my claim be made?

Sun Life will send you a written notice of decision on your claim within a reasonable time after Sun Life receives the claim but not later than 45 days after receipt of the claim. If Sun Life cannot make a decision within 45 days after receiving your claim, Sun Life will request a 30 day extension as permitted by U.S. Department of Labor regulations. If Sun Life cannot render a decision within the extension period, Sun Life will request an additional 30 day extension. Any request for extension will specifically explain:

1. the standards on which entitlement to benefits is based;
2. the unresolved issues that prevent a decision on the claim; and
3. the additional information needed to resolve those issues.

If a period of time is extended because you failed to provide necessary information, the period for making the benefit determination is tolled from the date Sun Life sends notice of the extension to you until the date on which you respond to the request for additional information. You will have at least 45 days to provide the specified information.

CLAIM PROVISIONS

What if my claim is denied?

If Sun Life denies all or any part of your claim, you will receive a written notice of denial setting forth:

1. the specific reason or reasons for the denial;
2. the specific Group Policy provisions on which the denial is based;
3. your right to receive, upon request and free of charge, copies of all documents, records, and other information relevant to your claim for benefits;
4. a description of any additional material or information needed to prove entitlement to benefits and an explanation of why such material or information is necessary;
5. a description of the appeal procedures and time limits;
6. your right to bring a civil action under ERISA, §502(a) following an adverse determination on review;
7. the identity of an internal rule, guideline, protocol or other similar criterion, if any, that was relied upon to deny the claim and a copy of the rule, guideline, protocol or criterion or a statement that a copy is available free of charge upon request; and
8. the identity of any medical or vocational experts whose advice was obtained in connection with the claim, regardless of whether the advice was relied upon to deny the claim.

CLAIM PROVISIONS

Can I request a review of a claim denial?

If all or part of your claim is denied, you may request in writing a review of the denial within 180 days after receiving notice of denial.

You may submit written comments, documents, records or other information relating to your claim for benefits, and may request free of charge copies of all documents, records, and other information relevant to your claim for benefits.

Sun Life will review the claim on receipt of the written request for review, and will notify you of Sun Life's decision within a reasonable time but not later than 45 days after the request has been received. If an extension of time is required to process the claim, Sun Life will notify you in writing of the special circumstances requiring the extension and the date by which Sun Life expects to make a determination on review. The extension cannot exceed a period of 45 days from the end of the initial review period.

If a period of time is extended because you failed to provide information necessary to decide your claim, the period for making the decision on review is tolled from the date Sun Life sends notice of the extension to you until the date on which you respond to the request for additional information. You will have at least 45 days to provide the specified information.

CLAIM PROVISIONS

What if my claim is denied on review?

If Sun Life denies all or any part of your claim on review, you will receive a written notice of denial setting forth:

1. the specific reason or reasons for the denial;
2. the specific Group Policy provisions on which the denial is based;
3. your right to receive, upon request and free of charge, copies of all documents, records, and other information relevant to your claim for benefits;
4. your right to bring a civil action under ERISA, §502(a);
5. the identity of an internal rule, guideline, protocol or other similar criterion, if any, that was relied upon to deny the claim and a copy of the rule, guideline, protocol or criterion or a statement that a copy is available free of charge upon request;
6. the following statement: “You and your plan may have other voluntary alternative dispute resolution options, such as mediation. One way to find out what may be available is to contact your local U.S. Department of Labor Office and your State Insurance regulatory agency.”; and
7. the identity of any medical or vocational experts whose advice was obtained in connection with the appeal, regardless of whether the advice was relied upon to deny the appeal.

Who are benefits payable to?

Survivor Benefits are payable to your Eligible Survivor as defined in the Long Term Disability Income Benefit Provision.

All other benefits payable during your lifetime are payable to you.

If a benefit is payable to your estate, if you are a minor, or you are not competent, Sun Life has the right to pay an amount of the benefit up to \$500 to any of your relatives that Sun Life considers entitled. If Sun Life pays benefits in good faith to a relative, Sun Life will not have to pay those benefits again.

GENERAL PROVISIONS

How can statements made in any application for insurance be used?

All statements made in any application are considered representations and not warranties. No representation by you in applying for insurance under the Group Policy will be used to reduce or deny a claim unless a copy of your written application for insurance is or has been given to you or to your Beneficiary, if any.

No statement made by you relating to Evidence of Insurability for an initial, increased or additional amount of insurance, will be used in contesting the validity of that insurance, after such initial, increased or additional amount of insurance has been in force for a period of two years during that individual's lifetime. This statement must be contained in a form signed by that individual.

What happens if facts are misstated?

If relevant facts about you are not accurate:

- an equitable adjustment of premium will be made; and
- the true facts will be used to determine if and in what amount insurance is valid under the Group Policy.

If the amount of benefit depends on your age, the benefit will be the amount you would have been entitled to if your correct age were known.

What are Sun Life's examination rights?

Sun Life, at its own expense, has the right to have any person, whose Injury or Sickness is the basis of a claim:

- examined by a Physician, other health professional or vocational expert of its choice; and/or
- interviewed by an authorized Sun Life representative.

This right may be used as often as reasonably required.

GENERAL PROVISIONS

What are the time limits for legal proceedings?

No legal action may start:

- until 60 days after Proof of Claim has been given; nor
- more than 3 years after the time Proof of Claim is required.

Do these group benefits affect Workers' Compensation?

The Group Policy is not in lieu of, and does not affect, any requirement for coverage by Workers' Compensation Insurance.

Can the Policyholder act as a Sun Life agent?

For all purposes of the Group Policy, the Policyholder acts on its own behalf or as your agent. Under no circumstances will the Policyholder be deemed a Sun Life agent.

DEFINITIONS

These are some of the general terms you need to know.

Actively at Work means that you perform all the regular duties of your job for a full work day scheduled by your Employer at your Employer's normal place of business or a site where your Employer's business requires you to travel.

You are considered Actively at Work on any day that is not your regular scheduled work day (e.g., you are on vacation or holiday) as long as you were Actively at Work on your immediately preceding scheduled work day, and you:

- are not hospital confined; or
- are not disabled due to an injury or sickness.

You are considered Actively at Work if you usually perform the regular duties of your job at your home as long as you can perform all the regular duties of your job for a full work day and could do so at your Employer's normal place of business, if required, and you:

- are not hospital confined; or
- are not disabled due to an injury or sickness.

Eligibility Date means the date or dates you become eligible for insurance under the Group Policy. Classes eligible for insurance are shown in the Benefit Highlights.

Employee (You) means a person who is employed by the Employer within the United States, scheduled to work at least the number of hours shown in the Benefit Highlights, and paid regular earnings. If you are working on a temporary assignment outside of the United States for a period of 12 months or less, you will be deemed to be working within the United States. If you are working outside of the United States for more than 12 months or other than on a temporary assignment, you will not be considered an Employee under the Group Policy unless Sun Life approves your eligibility in writing.

Employer means Georgian Court University and includes any Subsidiary or Affiliated company insured under the Group Policy.

DEFINITIONS

Evidence of Insurability means a statement or records of your medical history upon which acceptance for insurance will be determined by Sun Life. In some cases, Sun Life may require that you submit to a paramedical examination, at Sun Life's expense, as part of the Evidence of Insurability.

Injury means bodily impairment resulting directly from an accident and independently of all other causes. Any Injury must occur and Disability must begin while you are insured under the Group Policy.

Physician means an individual who is operating within the scope of his license and is either:

- licensed to practice medicine and prescribe and administer drugs or to perform surgery; or
- legally qualified as a medical practitioner and required to be recognized, under the Group Policy for insurance purposes, according to the insurance regulations of the governing jurisdiction.

The Physician cannot be you, your spouse or the parents, brothers, sisters or children of you or your spouse.

Pregnancy means childbirth, miscarriage, abortion or any disease resulting from or aggravated by the pregnancy.

Retirement Plan means a program which provides retirement benefits to you and is not funded entirely by your contributions. The term does not include a 401(k) plan, a 403(b) plan, a profit sharing plan, a thrift plan, an individual retirement account (IRA), a tax sheltered annuity (TSA), a stock ownership plan, or a nonqualified plan of deferred compensation.

Your Employer's Retirement Plan will include any Retirement Plan:

- which is part of any federal, state, county, municipal or association retirement system; and
- you are eligible for as a result of your employment with your Employer.

DEFINITIONS

Sickness means illness, disease or pregnancy. A Disability, because of Sickness, must begin while you are insured under the Group Policy.

Waiting Period means the length of time immediately before your Eligibility Date during which you must be employed in an Eligible Class. Any period of time before the Group Policy Effective Date that you were Actively at Work for your Employer as a full-time Employee will count towards completion of your Waiting Period. The Waiting Period is shown in the Benefit Highlights.

DEFINITIONS

These are Long Term Disability insurance terms you need to know.

Disability Earnings means the employment income you receive while Partially Disabled or income you receive while participating in an approved Rehabilitation program. Disability Earnings does not include income you receive from work performed prior to your Total or Partial Disability, nor income that is not derived from work performed.

Drug and Alcohol Illness means an illness which results from the abuse of alcohol, drugs or derivatives.

Elimination Period means a period of continuous days of your Total or Partial Disability when no LTD benefit is payable. Your Elimination Period is shown in the Benefit Highlights and begins on your first day of Total or Partial Disability.

If you return to work for 15 working days or less during your Elimination Period and cannot continue working, your Total or Partial Disability will be treated as continuous. Only those days that you are Totally or Partially Disabled will count toward satisfying your Elimination Period.

Family Social Security means benefits that are paid to your eligible spouse and/or children under the Federal Social Security Act as a result of your Total or Partial Disability.

Gross Monthly Benefit means your monthly LTD benefit before any reduction of Other Income Benefits and before any reduction of Disability Earnings.

DEFINITIONS

Indexed Total Monthly Earnings means your Total Monthly Earnings prior to the date your Total or Partial Disability began adjusted on the first of the month following 12 calendar months of Partial Disability Benefit payments, and each annual anniversary thereafter. Each adjustment to the Indexed Total Monthly Earnings is the lesser of 10% or the current annual percentage increase in the Consumer Price Index for Wage Earners and Clerical Workers, as published monthly by the U.S. Department of Labor. Sun Life reserves the right to use some other similar measurement if the Department of Labor changes or stops publishing the Consumer Price Index.

Material and Substantial Duties means, but is not limited to, the essential tasks, functions, skills or responsibilities required by employers for the performance of your Own Occupation. Material and Substantial Duties does not include any tasks, functions, skills or responsibilities that could be reasonably modified or omitted from your Own Occupation.

Maximum Monthly Benefit means the largest amount payable monthly to you. The Maximum Monthly Benefit is shown in the Benefit Highlights.

Mental Illness means mental, nervous, emotional, behavioral, psychological, personality, cognitive, mood or stress-related abnormality, disorder, dysfunction or syndrome regardless of cause, including any biological or biochemical disorder or imbalance of the brain. Mental Illness includes, but is not limited to, bipolar affective disorder, schizophrenia, psychotic illness, manic depressive illness, depression and depressive disorders, anxiety and anxiety disorders and any other mental and nervous condition classified in the Diagnostic and Statistical Manual (DSM) of the American Psychiatric Association, in effect on the date of Total or Partial Disability or a comparable manual if the American Psychiatric Association stops publishing the (DSM).

DEFINITIONS

Own Occupation means the usual and customary employment, business, trade, profession or vocation that you performed as it is generally recognized in the national economy immediately prior to the first date Total or Partial Disability began. Own Occupation is not limited to the job or position you performed for your Employer or performed at any specific location.

Partial Disability or Partially Disabled means, you, because of your Injury or Sickness, are unable to perform the Material and Substantial Duties of your Own Occupation and you have Disability Earnings of less than 80% of your Indexed Total Monthly Earnings.

The loss of your professional or occupational license or your inability to obtain or qualify for a license for any reason does not, in itself, constitute Partial Disability.

To qualify for benefits, you must satisfy your Elimination Period with the required number of days of Total Disability, Partial Disability or a combination of days of Total and Partial Disability.

Primary Social Security means benefits paid to you under the Federal Social Security Act if you become Totally or Partially Disabled.

Social Security means the Federal Social Security Act which provides social insurance on a national scale.

DEFINITIONS

Total Disability or Totally Disabled means you, because of your Injury or Sickness, are unable to perform the Material and Substantial Duties of your Own Occupation.

The loss of your professional or occupational license or your inability to obtain or qualify for a license for any reason does not, in itself, constitute Total Disability.

To qualify for benefits, you must satisfy your Elimination Period with the required number of days of Total Disability, Partial Disability or a combination of days of Total and Partial Disability.

SUN LIFE ASSURANCE COMPANY OF CANADA

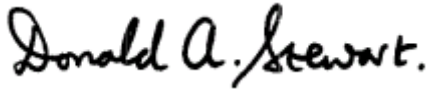
CIVIL UNION COVERAGE CERTIFICATE ENDORSEMENT

Effective July 1,2010, endorsement is attached to Group Policy Number 213847

The term “spouse” also includes a covered person who is engaged in a civil union wherever it appears in the certificate.

A “civil union” is a relationship that meets the requirements for a civil union pursuant to “The New Jersey Civil Unions Act”, Pamphlet Laws 2006, Chapter 103 and same-sex relationships from other jurisdictions that provide substantially all of the rights and benefits of marriage.

SUN LIFE ASSURANCE COMPANY OF CANADA

A handwritten signature in black ink that reads "Donald A. Stewart." The signature is written in a cursive, flowing style.

Chief Executive Officer

SUN LIFE ASSURANCE COMPANY OF CANADA

DEPENDENT CHILD CONTINUING EDUCATION RIDER

Effective July 1, 2010, the following provision is added to Group Certificate No. 213847 Long Term Disability Income Benefit Provision

What is the Dependent Child Continuing Education Benefit?

If you are participating in a Sun Life approved Rehabilitation Program, you may be eligible for a Dependent Child Continuing Education Benefit.

When am I eligible for a Dependent Child Continuing Education Benefit?

You are eligible for a Continuing Education Benefit if you have a Dependent Child who is enrolled as a full-time student at a post-secondary school.

Dependent Child means your natural, adopted or step child who is under age 25, dependent upon you for 50% or more of his/her support and living with you in a parent-child relationship.

What is the Dependent Child Continuing Education Benefit?

Your monthly Dependent Child Continuing Education Benefit is the lesser of:

- a) \$250 for each full-time student; or
- b) \$500 if you have 2 or more full-time students.

After the first monthly Dependent Child Continuing Education Benefit, you may elect in writing an alternative payment method. The alternative payment method will pay the Dependent Child Continuing Education Benefit twice a year. The payments will be paid at the start of the semester and represent 3 months in arrears and 3 months in advance from the start of the semester. A semester starts on February 1st and August 1st.

Sun Life will require proof each semester that you have an eligible Dependent Child prior to payment of the benefit.

When does my Dependent Child Continuing Education Benefit cease?

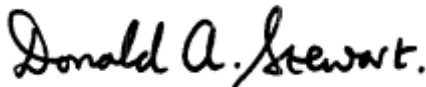
The Dependent Child Continuing Education Benefit will cease on the earliest of:

- the date you cease to be Totally or Partially Disabled; or
- the date you cease to participate in a Sun Life approved Rehabilitation Program; or
- the end of your Maximum Benefit Period; or
- the date you become eligible for Group Long Term Disability coverage with another Employer; or
- the date you die; or
- the date you do not provide proof that you continue to be Totally or Partially Disabled; or
- the date you do not have a child who is a full-time student attending a post-secondary school; or
- the date you no longer have a Dependent Child; or
- the date 48 Dependent Child Continuing Education Benefit payments have been paid.

What happens when my Dependent Child Education Benefit ceases?

If you cease to be eligible for a Dependent Child Continuing Education Benefit, any amounts due to you or to Sun Life will be calculated based on 1/30th of the monthly benefit for each period of Total or Partial Disability which is less than a full month.

SUN LIFE ASSURANCE COMPANY OF CANADA



Chief Executive Officer

SUN LIFE ASSURANCE COMPANY OF CANADA

FAMILY CARE CREDIT BENEFIT RIDER

Effective July 1, 2010, the following provision is added to Group Certificate No. 213847.

If you participate in a Sun Life approved Rehabilitation Program, Sun Life will deduct a portion of your cost of Family Care from your earnings received from employment.

Family Care means the care or supervision of:

- a. your child or children under age 13; or
- b. a member of your household who is mentally or physically handicapped and dependent upon you for support and maintenance.

Family Care does not include care provided by someone related to you or related to the person receiving the care. Related means a person's spouse or other adult living with the individual, brothers, sisters, parent, stepparent, grandparent, aunt, uncle, niece, nephew, child, grandchild or similar relationship in law.

The maximum monthly deduction allowed for each qualifying child or family member is:

- a. \$200 during the first 6 months you participate in a Rehabilitation Program; and
- b. \$100 thereafter;

but in no event may the deduction exceed the amount of your Total Monthly Earnings.

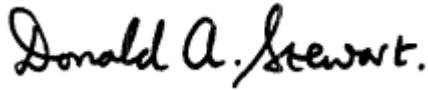
The Maximum Family Care deduction may not exceed a total of \$2,500 during a calendar year.

Family Care charges must be documented by a receipt from the caregiver.

The Family Care deduction will terminate on the earliest of:

1. the date you no longer participates in a Rehabilitation Program; or
2. the date you receive 12 months of Family Care deductions; or
3. the date you ceases to be Totally or Partially Disabled under this Policy.

SUN LIFE ASSURANCE COMPANY OF CANADA

A handwritten signature in black ink that reads "Donald A. Stewart." The signature is written in a cursive style with a large initial 'D' and a period at the end.

Chief Executive Officer

SUN LIFE ASSURANCE COMPANY OF CANADA

RETRO DISABILITY BENEFIT

Effective July 1, 2010, the following Retro Disability Benefit is added to Group Certificate No. 213847 Long Term Disability Income Benefit Provision

What is a Retro Disability Benefit?

If you are receiving a Total Disability Benefit, an additional Retro Disability Benefit may be payable if Sun Life receives proof that you had a Retro Disability that was due to the same Injury or Sickness that caused your Total Disability.

What is the amount of the Retro Disability Benefit?

The Retro Disability Benefit is your Gross Monthly Benefit multiplied by the number of months (each 30 days) in your Elimination Period. This amount is not subject to reduction due to Other Income.

When is the Retro Disability Benefit Paid?

If Sun Life receives proof within 90 days following completion of your Elimination Period of your Retro Disability, the Retro Disability Benefit will be paid immediately to you in a single lump sum amount.

Any Long Term Disability Benefits payable after completion of your Elimination Period will be subject to the terms of the Group Policy, including reductions by any Other Income.

Definitions

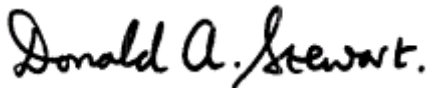
Retro Disability means an Injury or Sickness that results in:

1. Hospital Confinement that begins on the date you become Totally Disabled or within 48 hours of the date your Total Disability begins; and
2. such Hospital Confinement continues for at least 14 consecutive days; and
3. your Total Disability remains continuous throughout your Elimination Period.

Hospital Confinement means admission to a Hospital as a registered inpatient due to an Injury or Sickness. The confinement must be on the advice of a Physician and medically necessary according to generally accepted medical standards. Confinement to an emergency room, outpatient treatment room, or observation unit is not considered a Hospital Confinement.

Hospital means a facility licensed in the applicable jurisdiction that provides medical care and treatment to sick and injured persons on an inpatient basis with 24 hour nursing service by or under the supervision of a Physician. Hospital does not include a rest home, a place of convalescence, rehabilitative care, custodial care or a place primarily for the treatment of drug addicts or alcoholics.

SUN LIFE ASSURANCE COMPANY OF CANADA

A handwritten signature in black ink that reads "Donald A. Stewart". The signature is written in a cursive, flowing style.

Chief Executive Officer



Sun Life Assurance Company of Canada
is a member of the Sun Life Financial group of companies

www.sunlife-usa.com